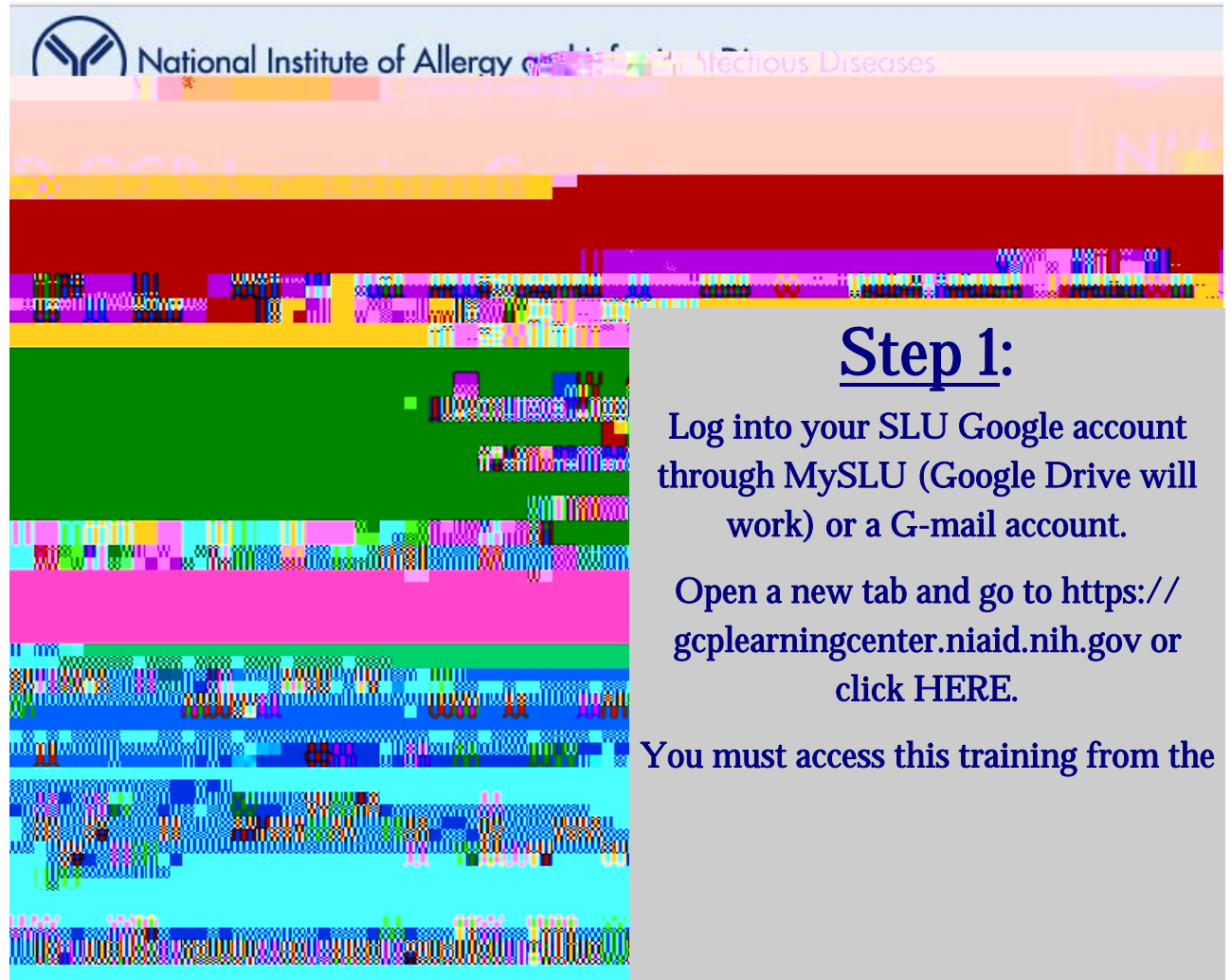


Registering for NIAID GCP Training

New Users

A screenshot of the NIAID GCP Training registration page. The top header shows the NIAID logo and the text "National Institute of Allergy and Infectious Diseases". Below the header, there is a large redacted area covering most of the page content. The redaction consists of a solid red bar at the top, followed by a yellow bar, a green bar, a blue bar, and a cyan bar, all containing distorted, colorful patterns. To the right of the redacted area, there is a grey box containing instructions for Step 1.


Step 1:
Log into your SLU Google account through MySLU (Google Drive will work) or a G-mail account.
Open a new tab and go to <https://gcplearningcenter.niaid.nih.gov> or click [HERE](#).
You must access this training from the



STEP 2:

Under the Account Type menu, select “Social Login/OpenID”.

Remember: You must be logged into a Google account (SLU or other) to access this course (unless you have been given other access instructions or otherwise have permissions to access).



STEP 3:
On the new drop down menu that appears, select “Google”.
Then click “Continue”.

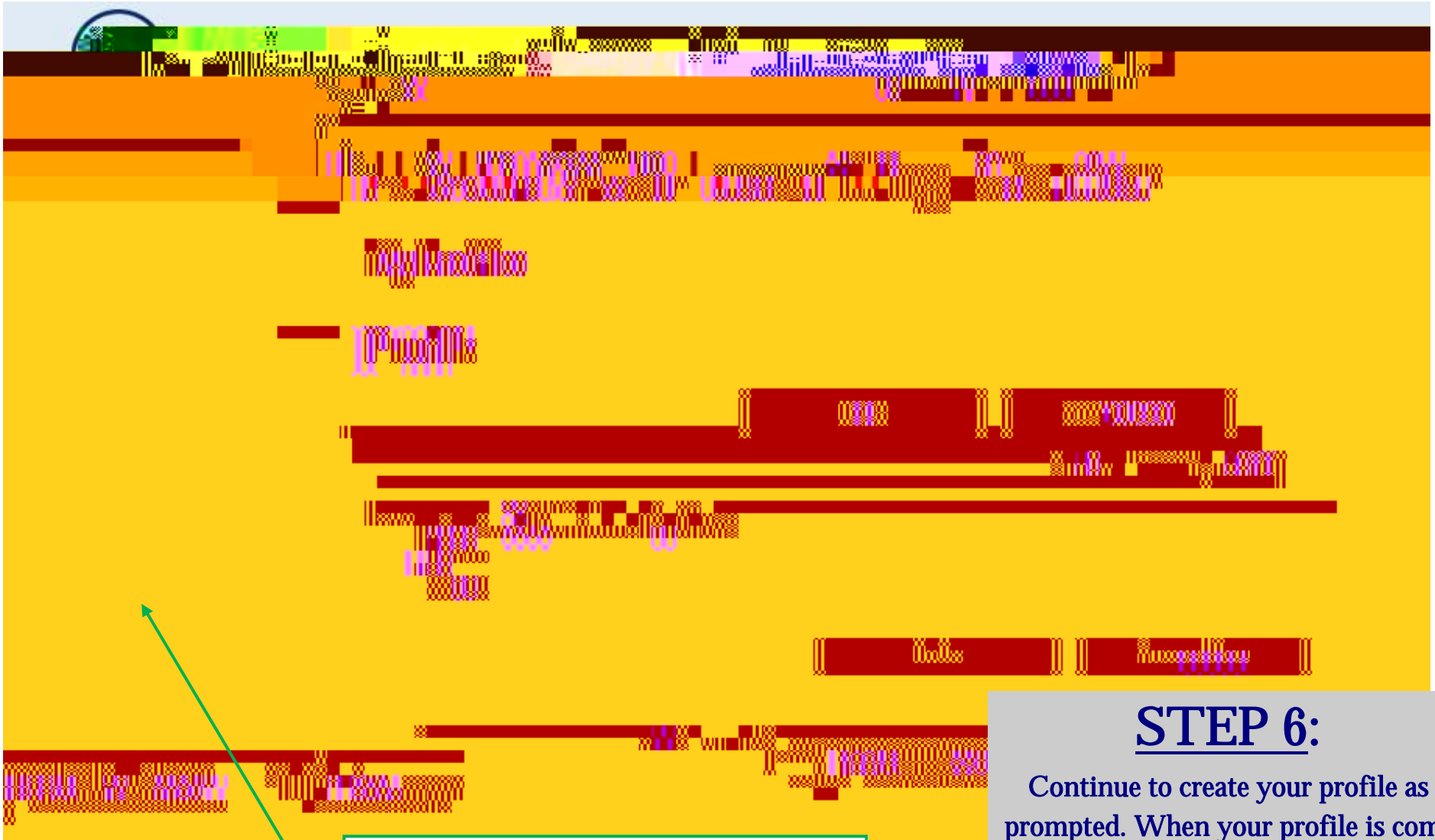


STEP 4:
When prompted, click "Allow".



STEP 5:

Begin your registration by entering your first and last name.



Answer the questions honestly. You do not have to work for the NIAID to complete this course, it is a free course open to the public.

STEP 6:

Continue to create your profile as prompted. When your profile is completed you will be taken to the main menu to start the GCP course.

If you have any questions, please contact the IRB at (314) 977-7744 or irb@slu.edu.